

Inductive distance meter



proxi-captor 2610.3x

The **proxi-captor** 2610.3x is an inductive distance meter which can be applied to all automated metal control processes where an analog signal is required. The proxi-captor is either available with voltage output or with current output. For AC types the output is potential free.

The high frequency oscillator is periodically triggered to produce damped oscillation pulses. Both the amplitude and duration of the pulses are directly proportional and, within a wide range, linear to the degree of damping caused by the presence of a conductor within the inductive field. This RF-signal is integrated and fed to the output amplifier. Both zero point and range (sensitivity) are adjustable.

As a contactless transducer the proxi-captor type 2610.3x is ideally suited for distance measurement and tasks such as strip or edge detection in coiling or loop control systems, in the steel industry.



- compact unit
- simple to install
- maintenance-free
- shock and vibration proof
- stainless steel housing
- fully resin encapsulated
- no moving parts
- temperature compensated
- short circuit protected
- **ISO 9001 : 2015**

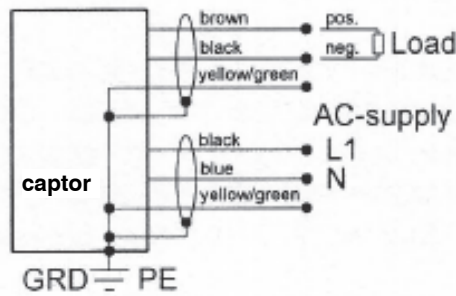
Technical Data

Technical Data		2610.3x
Type		
Construction	stainless steel housing integrated mounting plate	
Repeatability	better than 1 mm within linear range	
Temperature drift	≤ 0,5 mm within linear range	
Ambient temp. range	-20 °C to +70 °C (-6 °F to 158 °F)	
Vibration and shock	in accordance with DIN 57 4 11	
Zero point adjustment	potentiometer	
Sensitivity adjustment	potentiometer	
Protection standard	IP 65	
Housing	stainless steel housings, integrated mounting plate, encapsulated epoxy resin	
Mounting plate	220 x 220 mm (standard)	
Connection	2 x 2 m silicone armoured cable each 3 x 0.75 mm ²	
Measuring distance at full coverage	max. 140 mm, see graph	
Mass	14 kg	
Linear range	35 ... 65 mm ± 1 mm	
Power consumption	10 W	
Supply voltage *	24VDC ± 15 % 115 V AC ± 15 %, 50 - 60 Hz 230 V AC ± 15 %, 50 - 60 Hz	
Type	2610.30	2610.31
Output load	max. 800 Ω	min. 4 K Ω
Electrical output	current output 0 - 20 mA (4 - 20 mA adjustable)	voltage output 0 - 20V max. (adj. zero point, e.g. -10V to + 10V) 0 - 15V (max. range at 24 VDC supply)

* Supply voltage must be specified


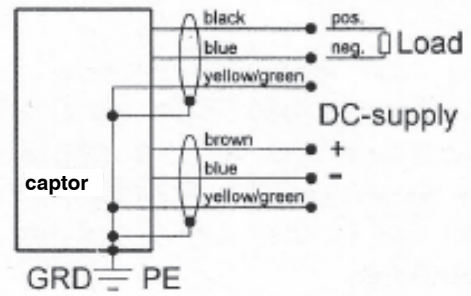


Connection diagram



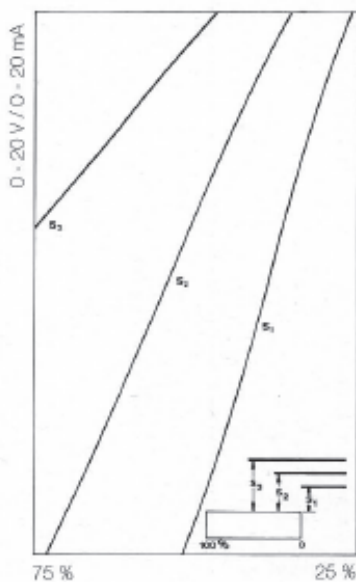
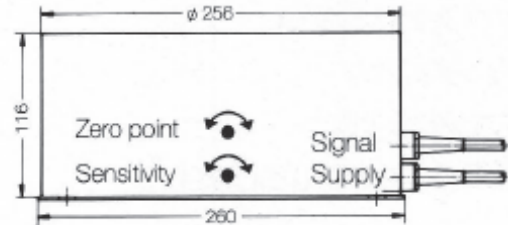
Signal

Signal



Output signal at full coverage
Vertical movement

Compact unit:
Type 2610.30 0 - 20 mA
Type 2610.31 0 - 20 V



Output signal for varying degrees of coverage at different constant distances

Mounting plate

