



LMK 809

Plastic Probe for Aggressive Media

High Purity Ceramic Sensor

accuracy according to IEC 60770:
standard: 0.35 % FSO
option: 0.25 % FSO

Nominal pressure

from 0 ... 0.4 mH₂O up to 0 ... 100 mH₂O

Output signals

2-wire: 4 ... 20 mA
3-wire: 0 ... 10 V
others on request

Special characteristics

- ▶ diameter 45 mm
- ▶ chemical resistance
- ▶ high overpressure resistance
- ▶ especially for tank level measurement of viscous and aggressive media
- ▶ diaphragm 99.9 % Al₂O₃
- ▶ housing material PP-HT or PVDF


Optional versions

- ▶ different kinds of cables and elastomers
- ▶ prepared for mounting with pipe

The plastic submersible probe LMK 809 is designed for continuous level measurement in highly polluted and most of aggressive media. Basic element is a capacitive ceramic sensor.

Basic element of the plastic probe is the flush mounted ceramic sensor, which makes cleaning easier when solid parts of the medium deposit on it. Different cable and seal materials are available in order to achieve maximum media compatibility.

Preferred areas of use are

-  Sewage
waste water treatment
water recycling
dumpsite
-  Aggressive media
level measurement in
most of acids and lyes



Input pressure range														
Nominal pressure gauge	[bar]	0.04	0.06	0.1	0.16	0.25	0.4	0.6	1	1.6	2.5	4	6	10
Level	[mH ₂ O]	0.4	0.6	1	1.6	2.5	4	6	10	16	25	40	60	100
Overpressure	[bar]	2	2	4	4	6	6	8	8	15	25	25	35	35
Max. ambient pressure (housing): 10 bar														

Output signal / Supply	
Standard	2-wire: 4 ... 20 mA / V _S = 9 ... 32 V _{DC}
Option	3-wire: 0 ... 10 V / V _S = 12.5 ... 32 V _{DC}

Performance	
Accuracy ¹	standard: ≤ ± 0.35 % FSO option: ≤ ± 0.25 % FSO
Permissible load	R _{max} = [(V _S - V _{S min}) / 0.02 A] Ω
Influence effects	supply: 0.05 % FSO / 10 V load: 0.05 % FSO / kΩ
Long term stability	≤ ± 0.1 % FSO / year at reference conditions
Turn-on time	700 msec
Mean response time	< 200 msec measuring rate: 5/sec
Max. response time	380 msec

¹ accuracy according to IEC 60770 – limit point adjustment (non-linearity, hysteresis, repeatability)

Thermal effects (offset and span)	
Tolerance band	≤ ± 1 % FSO
in compensated range	-20 ... 80 °C

Permissible temperatures	
Permissible temperatures	medium / electronic / environment / storage: -25 ... 80 °C

Electrical protection ²	
Short-circuit protection	permanent
Reverse polarity protection	no damage, but also no function
Electromagnetic compatibility	emission and immunity according to EN 61326

² additional external overvoltage protection unit in terminal box KL 1 or KL 2 with atmospheric pressure reference available on request

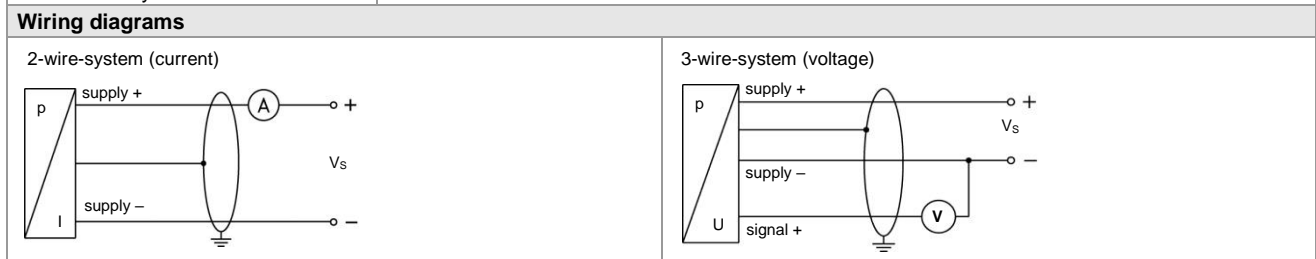
Electrical connection	
Cable with sheath material ³	PUR (-25 ... 70 °C) black Ø 7.4 mm FEP ⁴ (-25 ... 70 °C) black Ø 7.4 mm TPE-U (-25 ... 100 °C) blue Ø 7.4 mm others on request
Cable capacitance	signal line/shield also signal line/signal line: 160 pF/m
Cable inductance	signal line/shield also signal line/signal line: 1 µH/m
Bending radius	static installation: 10-fold cable diameter dynamic application: 20-fold cable diameter

³ shielded cable with integrated ventilation tube for atmospheric pressure reference

⁴ do not use freely suspended probes with an FEP cable if effects due to highly charging processes are expected

Materials (media wetted)	
Housing	standard: PP-HT option: PVDF
Seals	FKM, EPDM, FFKM
Diaphragm	ceramics Al ₂ O ₃ 99.9 %
Cable sheath	PUR, FEP, TPE-U

Miscellaneous	
Option cable protection	prepared for mounting with plastic pipe
Current consumption	max. 21 mA
Weight	approx. 320 g (without cable)
Ingress protection	IP 68
CE-conformity	EMC Directive: 2014/30/EU



Pin configuration	
Electrical connection	cable colours (IEC 60757)
Supply +	WH (white)
Supply -	BN (brown)
Signal + (only for 3-wire)	GN (green)
Shield	GNYE (green-yellow)
Dimensions (mm / in)	
standard	option
<p> $\phi 7,4 [0.29]$ $126 [4.96]$ $\phi 45 [1.77]$ </p>	<p> $R1''$ $\phi 7,4 [0.29]$ $126 [4.96]$ $\phi 45 [1.77]$ SW36 prepared for mounting with pipe </p>

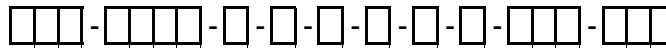
Accessories

Terminal clamp		
Technical data		
Suitable for	all probes with cable ϕ 5.5 ... 10.5 mm	
Material of housing	standard: steel, zinc plated optionally: stainless steel 1.4301 (304)	
Material of clamping jaws and positioning clips	PA (fibre-glass reinforced)	
Dimensions (mm)	174 x 45 x 32	
Hook diameter	20 mm	
Ordering type	Ordering code	Weight
Terminal clamp, steel, zinc plated	Z100528	approx. 160 g
Terminal clamp, stainless steel 1.4301 (304)	Z100527	

© 2022 BD|SENSORS GmbH – The specifications given in this document represent the state of engineering at the time of publishing. We reserve the right to make modifications to the specifications and materials.

Ordering code LMK 809

LMK 809



Pressure										
	in bar	3	9	5						
	in mH ₂ O	3	9	6						
Input										
	[mH ₂ O]									
	[bar]									
	0.4	0.04	0	4	0	0				
	0.6	0.06	0	6	0	0				
	1.0	0.10	1	0	0	0				
	1.6	0.16	1	6	0	0				
	2.5	0.25	2	5	0	0				
	4.0	0.40	4	0	0	0				
	6.0	0.60	6	0	0	0				
	10	1.0	1	0	0	1				
	16	1.6	1	6	0	1				
	25	2.5	2	5	0	1				
	40	4.0	4	0	0	1				
	60	6.0	6	0	0	1				
	100	10	1	0	0	2				
	customer		9	9	9	9				consult
Housing										
	PP-HT					R				
	PVDF					B				
	customer					9				consult
Diaphragm										
	ceramics Al ₂ O ₃ 99.9%					C				
	customer					9				consult
Output										
	4 ... 20 mA / 2-wire					1				
	0 ... 10 V / 3-wire					3				
	customer					9				consult
Seals										
	FKM					1				
	EPDM					3				
	FFKM					7				
	customer					9				consult
Accuracy										
standard:	0.35 % FSO					3				
option:	0.25 % FSO					2				
	customer					9				consult
Electrical connection										
	PUR-cable (black, Ø 7.4 mm) ¹					2				
	FEP-cable (black, Ø 7.4 mm) ¹					3				
	TPE-U-cable (blue, Ø 7.4 mm) ¹					4				
	customer					9				consult
Cable length										
	in m						9	9	9	
Special version										
	standard						0	0	0	
	pipe R1" ²						6	1	0	
	customer						9	9	9	consult

¹ shielded cable with integrated ventilation tube for atmospheric pressure reference

² pipe is not part of the supply